

A

Ava&co.

*Instruction Guide
& Guarantee*





I'm delighted that you have decided to purchase an Ava&co timepiece and hope that it will continue to give you pleasure for many years to come.

All Ava&co watches use high quality Japanese movements, ensuring years of accurate and precise timekeeping.







The following pages outline the terms and conditions (including Service and Repairs) that apply to our 1 Year Guarantee that comes with all Ava&co watches.

www.avaandco.co.uk



CONTENTS



-  Servicing and Guarantee
-  Water Resistancy
-  Operation and Adjustment
-  Basic Non-chronograph
-  Multi-Function
-  Guarantee

SERVICING AND GUARANTEE



Your Ava&co watch is guaranteed against defects in materials and craftsmanship for a period of 1 year from the date of purchase. During this period, we will exchange at our discretion, any defective watches free of charge.

IMPORTANT: (not covered by guarantee)

1. Batteries, straps and bracelets.
2. Damage caused by accident misuse or lack of care.
3. Water penetrations.

SERVICING AND GUARANTEE



SERVICING UNDER GUARANTEE:

Please post your watch, together with proof of purchase, the completed guarantee slip and a brief note to explain the nature of the fault, by registered post or recorded delivery to the address shown on the guarantee slip. DO NOT send the presentation box as this will not be returned.

SERVICING OUTSIDE OF GUARANTEE:

Please find a local watch repair shop for any repairs required outside of the guarantee period.

If your watch is water resistant, it will clearly state "Water Resistant" or have a static water pressure indication (e.g. "30/50/100/200 metres") on the dial and/or case back.

If it is not marked as water resistant, it should not be allowed to come into contact with water or be worn in conditions that could expose it to moisture (e.g. washing, heavy rain etc). Certain chemicals in water may damage the watch seals.

WATER RESISTANT or RESISTANT TO 30 METRES:

Suitable for normal everyday use and will resist exposure to splashes and rain; it is NOT designed to be used whilst bathing or swimming.

WATER RESISTANT TO 50 METRES:

As 30 metres plus bathing or swimming.

WATER RESISTANT TO 100 METRES:

As 50 metres plus pool side diving and snorkelling, but not high board or scuba diving.

WATER RESISTANT TO 200 METRES:

As 100 metres plus scuba diving, but not high board diving.

OPERATION AND ADJUSTMENT



Your watch is powered by a battery which was inserted at the time of manufacture and will require periodic replacement. New batteries can be supplied and fitted by your nearest watch repair specialist.

The instructions and diagrams on the following pages are designed to demonstrate the adjustment of your watch.

IMPORTANT:

For maximum protection, please keep your watch in its original box when not in use.

MILANESE BRACELET ADJUSTMENT

A
Ava&co.

Position a flathead screwdriver in the slot on the clamp plate. Lift the bar in the direction facing away from the straight pin. (Do not use straight pin to gain leverage as this will cause damage preventing the clasp to lock).

Move the adjustable sliding ladder (buckle) to desired position.

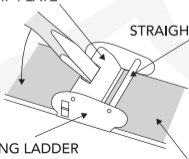
Lock the clamp plate back into position by pushing it back down to secure clasp.

CLAMP PLATE

STRAIGHT PIN

SLIDING LADDER

BRACELET

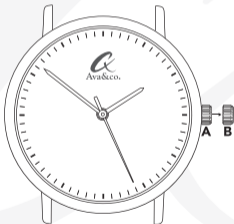


BASIC NON- CHRONOGRAPH

A
Ava&co.

NON-DATE WATCH TIME SETTING:

- Pull crown out to position 'B'.
- Advance hands to correct time.
- Push crown back to position 'A'.



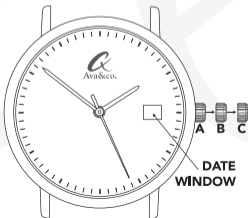
BASIC NON- CHRONOGRAPH

A
Ava&co.

DATE WATCH TIME/DATE SETTING:

- Pull crown out to position 'C'.
- Advance hands to correct time.
- Pull crown out to position 'B' and turn anti-clockwise to change date.
- Push crown back to position 'A'.

NOTE: Do not use this function between 8:30PM and 1:30AM as date change cycle is in progress.



DAY-DATE-24 HOUR FUNCTIONS

TIME/24 HR SETTING:

- Pull crown out to position 'C'.
- Turn button clockwise to set the hour, minute and 24 Hr hands to correct time. *When setting the hour hand, be sure to check that the 24 Hr hand is set properly e.g. 12 Midnight = 24.00 hrs.
- Push crown back to position 'A'.

NOTE: When setting the minute hand, first advance it 4 to 5 minutes ahead of the desired time and then turn it back to the exact minute.

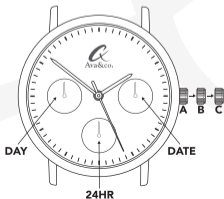
DAY SETTING:

- Pull crown out to position 'C'.
- Turn button clockwise to advance hands.
- Continue until correct day is shown.
- Push crown back to position 'A'.

NOTE: Date change takes place between approximately midnight and 5.30 AM.

DAY-DATE-24 HOUR FUNCTIONS

TIME/24 HR SETTING:

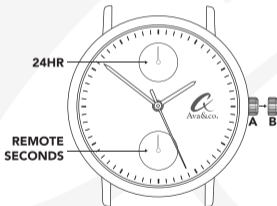


MULTI-FUNCTION

A
Ava&co.

DAY-DATE-24 HOUR FUNCTIONS TIME/24 HR SETTING:

Please refer to the '**NON-DATE WATCH TIME SETTING**' section of this instruction guide.



THREE EYE WITH DAY-DATE AND REMOTE SECONDS:

- Pull crown out to position 'C' making sure the remote seconds hand is at 12 o'clock/60 position.
- Turn the crown clockwise to advance hands to correct time.
- Push crown back to position 'A'.

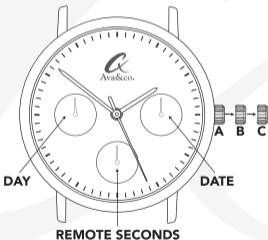
DAY SETTING:

- Pull crown out to position 'C'.
- Rotate the hour and minute hands clockwise until the correct day is shown.
- Push crown back to position 'A'.

(Diagram on next page).

DATE SETTING:

- Pull crown out to position 'B' and turn anti-clockwise to change date.
- Push crown back to position 'A' once correct date is shown.



GUARANTEE



Please use block capitals.

NAME:.....

ADDRESS:.....

.....

.....

POSTCODE:.....

DAYTIME TEL NO:.....

FAULT EXPLANATION:.....

.....

.....

RETURN ADDRESS:

Family Time Limited, Newtown Grange Farm
Business Park, Desford Road, Newtown
Unthank, Leicestershire, LE9 9FL.

This guarantee slip should be retained by the owner of the product and should only be sent back together with the product and **£4.50** to cover the handling and postage when service under guarantee is required. Please refer to service and repairs under guarantee for further information on service under guarantee.

This guarantee does not affect your statutory rights.